

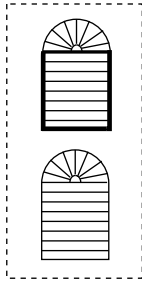
HunterDouglas

HERITANCE®

Hardwood Shutters

NEWSTYLE®

Hybrid Shutters



CONTINUOUS OPENING UNFRAMED SUNBURST OVER PANELS ORDER FORM

BILL TO:	Date:	SHIP VIA: <input type="checkbox"/> Will Call <input type="checkbox"/> Delivery Service <input type="checkbox"/> Ship	Page _____ of _____
	Account #:		Job #:
	P.O. #:		
SHIP TO:	Ordered by:		
	Sidemark:		
	Phone #:	Fax #:	

Specialty shape order: See the specialty shapes order explanation key for more details.

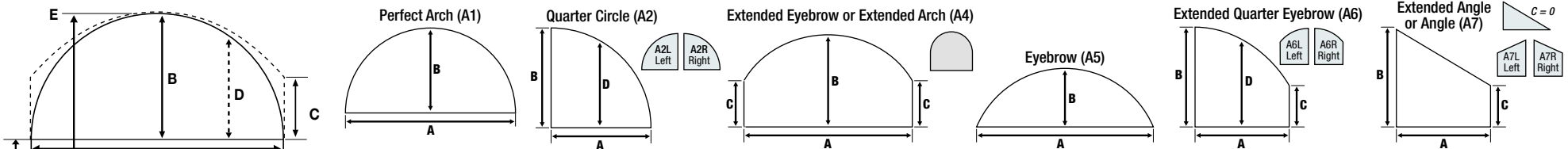
Opening #	Room	Qty.	Specialty Type	Product Code	Color Number	Mounting Style		Opening Measurements	Returns ¹	Companion Specialty	Buildout	Adders for Overlap				Width for Pricing	Price	Special Instructions	
						OM	IM					Left	Top	Right	Bottom				
Complete Worksheet Section Below																			
A = Opening Width B = Opening Height																			
C = Opening Rise D = Opening Center Height																			
E = Overall Opening Height F = SBS Height																			

¹Unframed specialty shapes only

Standard Panel order: See Heritance/NewStyle Standard Panel order form explanation key for more details.

Opening #	Room	Qty.	Product Code: HH or NS	Color	Hinge Color	Louver Size	IM or OM	SBS Frame Type	Ordered Size		# of Panels Per Opening	Panel Configuration	Frame Detail	Buildout	Tilt Bar	Track Valance Type	Divider Rail Height (Double-Hung and Café Height)	T-Post				Magnets	
									Width	Height								1st	2nd	3rd	4th		
																		DR2					
																		DR1					
																		DR2					
																		DR1					

NOTES: IM (Inside Mount) = Factory takes deductions. OM (Outside Mount) = Finished shutter size. See key for Heritance or NewStyle order form key or Reference Guide for more details.



Specialty	Shutter Below Specialty	Specialty	Shutter Below Specialty
Opening # _____ Specialty Type _____	WINDOW DIAGONAL: Left _____ Right _____	Opening # _____ Specialty Type _____	WINDOW DIAGONAL: Left _____ Right _____
A = _____ B = _____	CLEARANCE DEPTH _____	A = _____ B = _____	CLEARANCE DEPTH _____
C = _____ D = _____	TRIM TO TRIM <input type="checkbox"/>	C = _____ D = _____	TRIM TO TRIM <input type="checkbox"/>
E = _____ F = _____ (SBS)		E = _____ F = _____ (SBS)	
Left Overlap _____ Top Overlap _____ Right Overlap _____		Left Overlap _____ Top Overlap _____ Right Overlap _____	
NOTES:	6 Rough Measure _____ X _____	NOTES:	6 Rough Measure _____ X _____

CONTINUOUS OPENING UNFRAMED SUNBURST OVER PANELS ORDER FORM KEY

Use the following key as a guide when completing the shutter specialty shapes order form. Items marked with an asterisk (*) require a surcharge.

1 Specialty Type: Use specialty shape symbol identified on front
EXAMPLE: A1 = Perfect Arch

2 Product Code: HH = Heritage® hardwood shutters
 NS = NewStyle® hybrid shutters
 BW = Bridgeway® specialty shapes

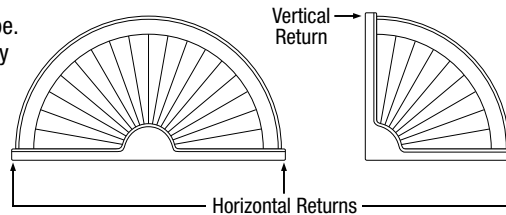
3 Color Number: Specify color number.

4 Mounting Style:
 OM = Outside mount overlaps the window opening.
 IM = Inside mount fits within the window opening.

5 Returns: *Unframed specialty shapes only.*
YES = Include returns on the specialty shape.
NO = Do not include returns on the specialty shape; or inside mount (IM).

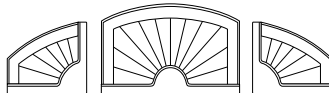
Returns on quarter circles and extended quarter eyebrows are both vertical and horizontal, as shown at right. If a return is desired in one direction, but not in the other, indicate this in Special Instructions.

Note: Returns add 1/2" per side or 1" overall. Returns are not available on T1 - T4 specialty shapes or inside mount applications.



6 Companion Specialty:
YES = This is a companion specialty.
NO = This is not a companion specialty.

Companion specialty example:



7 Buildout:
 1 = Single buildout projection*
 2 = Double buildout projection*

Buildout projection comes preattached to the back of the specialty shape.

	NewStyle Bridgeway	Heritage Unframed	Heritage Framed	
			L1	L2
Single Buildout	1"	1"	1 1/8"	1 3/8"
Double Buildout	2"	2"	2 1/4"	2 3/4"

8 Adders for Overlap:
 For outside mounts (OM) only, use the overlap at right to determine the overlap of the shape around the opening and the ordered width for pricing.

Unframed Outside Mount

Recommended overlap per side (with 1/4" reveal):

Heritage Frames
 L1 = 1 5/8" L2 = 1 3/8"
 Z1 = 7/8" Z2 = 1 15/16"
 Z3 = 1 5/8" Z4 = 1"

NewStyle Frames
 L10 = 1 3/8" L11 = 1 5/8"
 L12 = 1 3/8" L11 = 1"
 Z13 = 1 5/8"

9 Width for Pricing: Opening width plus the left and right overlap.

10 Price: See base price grid in the appropriate section of the Hunter Douglas *Full-Line Reference Guide & Base Price List*.

Measurements: Identify opening # and specialty type in space provided. Enter appropriate A, B, C, D, E and F measurements.

- A = Opening Width
- B = Opening Height
- C = Opening Rise
- D = Opening Center Height
- E = Overall Opening Height
- F = SBS Height. For (IM) the opening height for the shutter below the specialty. For (OM) the framed shutter height of the shutter below the specialty

Variable Radius: Worksheets and order forms have been designed to effectively replace templates for most openings. Variable radius openings are an exception and require an accurate template. If you have a variable radius arch such as the three examples to the left, send a template. **Note that templates affect lead time.**

